

SPRS

Supplier Performance Risk System

Acquisition Professional Quick Reference Guide

ACQPRO QUICK REFERENCE GUIDE
SPRS 3.2.12



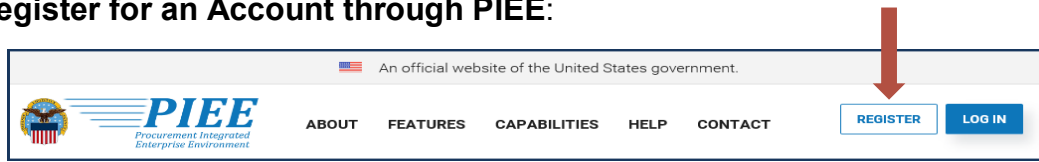
NSLC PORTSMOUTH BLDG. 153-2 PORTSMOUTH NAVAL SHIPYARD, PORTSMOUTH, NH 03804-000

Approved for public release; distribution is unlimited

This page intentionally left blank.

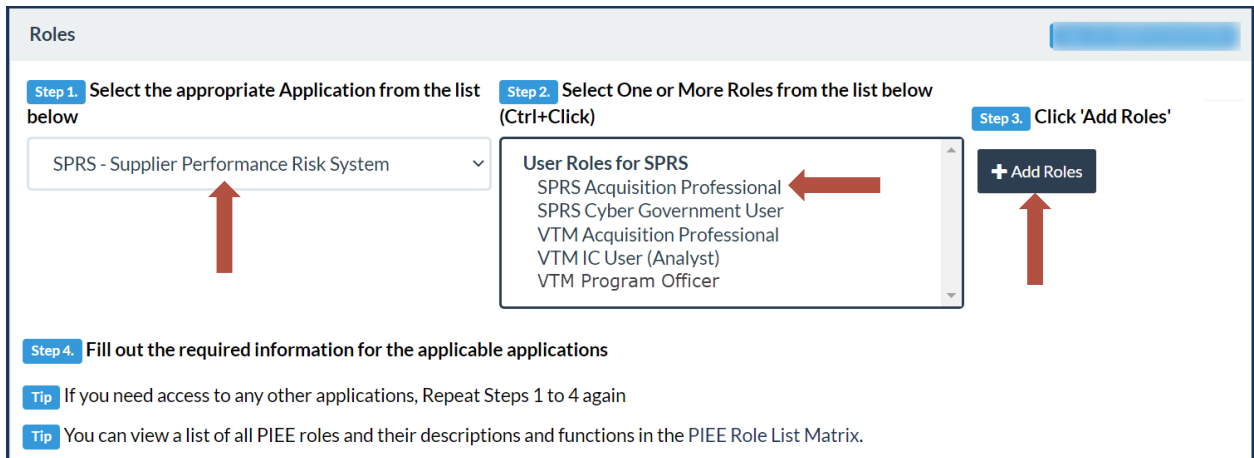
1. **SPRS Access:** Supplier Performance Risk System (SPRS) is accessed via the Procurement Integrated Enterprise Environment (PIEE); <https://wawf.eb.mil/piee-landing/>

1.1. Register for an Account through PIEE:



Screen Shot Dtd 2 NOV 2020

1.2. Follow Registration Steps: Under “Roles” select “SPRS”:



Screen Shot Dtd 2 NOV 2020

1.2.1 Contracting Officers/1102s and the following GPC Roles in PIEE will not need to apply for a SPRS role, SPRS access will automatically be given upon final account approval:

- Agency/Organization Program Coordinator (A/OPC)
- Approving/Billing Official (A/BO)
- Cardholder (CH)
- Certifying Officer (CO)
- Component Program Manager (CPM)
- Oversight A/OPC (O-A/OPC)

1.3. Enter the PIEE URL → Select “Log in” → Select the SPRS Icon:



2. Acquisition Professional’s most used SPRS Menu Options:

2.1. National Security Systems (NSS) Restricted List: Lists Section 2339a class determinations IAW memorandum “Acquisition Workforce Implementation of Enhanced Procedures for Supply Chain Risk Management in Support of Department of Defense Trusted Systems and Networks,” dated 28 December 2018.

2.2. NIST SP 800-171: Cybersecurity, protecting controlled unclassified information in nonfederal systems. This table provides information on cyber assessments for suppliers. A confidence level Basic assessment is a self-assessment conducted by the supplier themselves. A confidence level of Medium, High Virtual, and High On-site is an assessment conducted by a government agency. 110 is the maximum score achievable.

2.3. Summary Report: Provides quality and delivery information by FSC/NAICS; using DUNS or up to 5 CAGE codes; this report includes suppliers Name, Address, Weighted Delivery Scores (on-time percentage) and Weighted Quality Performance (see color score legend).

| | |
|--------------------------|-----------|
| Blue: | Top 5% |
| Purple: | Next 10% |
| Green: | Next 70% |
| Yellow: | Next 10% |
| Red: | Lowest 5% |
| No scorable data | * |
| No data in this category | + |


| Supply Code | Weighted Delivery Score | Weighted Quality Performance | Classification Date |
|------------------------|-------------------------|-------------------------------|---------------------|
| 1010 | 0 (1 Records) | Color GREEN (0 Records) | 04/23/2020 |
| 1020 | 82 (3 Records) | Color BLUE (5 Records) | 04/23/2020 |
| 3040 | 30 (29 Records) | Color PURPLE (17 Records) | 04/23/2020 |
| 336413 | 25 (8 Records) | Color GREEN (2 Records) | 04/23/2020 |
| 336612 | 22 (38 Records) | Color RED (5 Records) | 04/23/2020 |
| 339991 | 78 (21 Records) | Color GREEN (7 Records) | 04/23/2020 |
| 444130 | 14 (31 Records) | Color YELLOW (5 Records) | 04/23/2020 |

2.4. Supplier Risk Report: Using a CAGE, the Detailed Supplier Risk Report shows an overview of the Company’s performance regardless of FSC. It includes the company’s basic information, exclusion status, as well as a breakdown of each Factor score used to calculate their Supplier Risk Score.

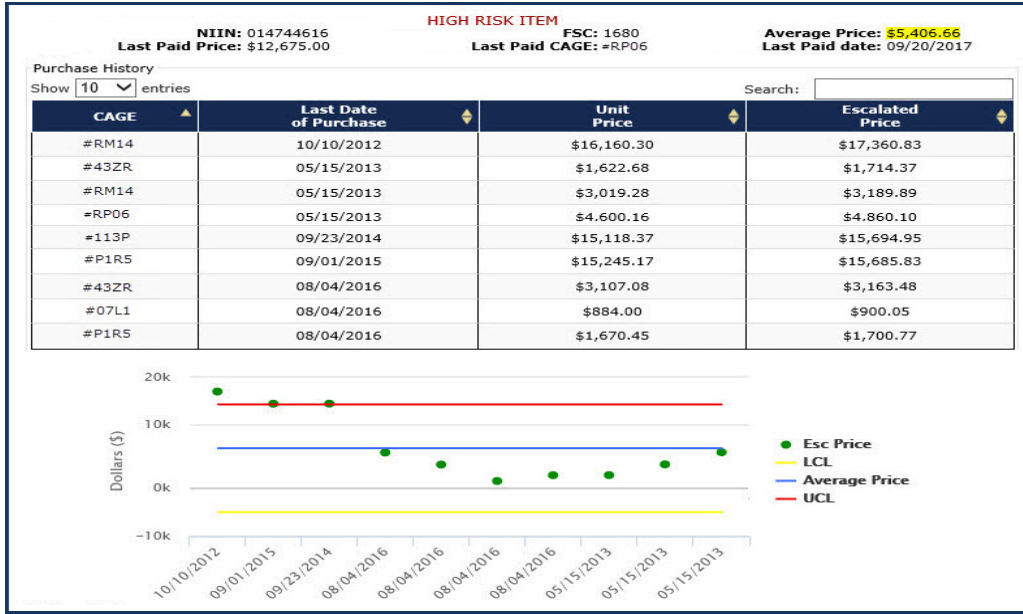
The SPRS Supplier Engine uses 10 factors of past performance information to calculate Supplier Risk Scores. These factors are individually weighted (based on age and relative importance) and summed to produce a numerical and color score for every company which has either a contract or factor data within the last three years.

$$\text{Supplier Risk Score} = \sum (10) \text{ Risk Factor}$$

**Supplier Risk Score
BLUE (352.99)**



2.5. Item Risk Report: The Item/Price Risk Report identifies if an NSN, ISBN, UPC, GS1, or Mfr CAGE & Part Number has increased safety, application or procurement risks. In addition to a designation of High Risk or Not High Risk, this Report includes past purchase history, price escalation calculations, and includes a graph that displays historical prices depicting the upper and lower bounds (control limits) of the Expected Range. Item Risk information can be used to determine if mitigation strategies are required based on agency policies. Item Risk is determined based on service/agency risk identification (directly or through FLIS), DMSMS reporting and SPRS predictive analytics.



2.6. Risk Analysis: A comparison tool; the Summary Risk Analysis Report provides overall price/item/supplier Procurement Risk for vendors and bids.

Summary Risk Analysis Report
 PO/Solicitation Number: [Save Solicitation]
 NIIN: 014744616 | FSC: 1680 | Average Price: \$5,406.66
 Last Paid Price: \$12,675.00 | Last Paid CAGE: #P1R5 | Last Paid date: 09/20/2017

| CAGE | Company Name | Exclusion | FSC Delivery | FSC Quality | Supplier Risk Score | Bid | Average Price Comparison | Other Information |
|-------|-------------------------|-----------|--------------|-------------|---------------------|------------|--------------------------|-------------------|
| #P1R5 | PERFORMANCE STANDARD GP | NO | * | * | 320.96 | \$199.98 | WITHIN RANGE | |
| #07L1 | SEA MOUNTAIN RADAR SYS | NO | * | * | 329 | \$190.00 | WITHIN RANGE | |
| #43ZR | TACTICAL INFLATABLES | NO | * | * | * | \$100.00 | WITHIN RANGE | |
| #113P | POE RADIO SYSTEMS | NO | * | * | * | \$3,000.00 | WITHIN RANGE | |
| #7D28 | GUARD COMM INC | NO | * | * | NO SCORE | \$400.00 | WITHIN RANGE | |
| #RP06 | LASSETER TI-FAB LLC | NO | * | * | * | \$289.28 | WITHIN RANGE | |